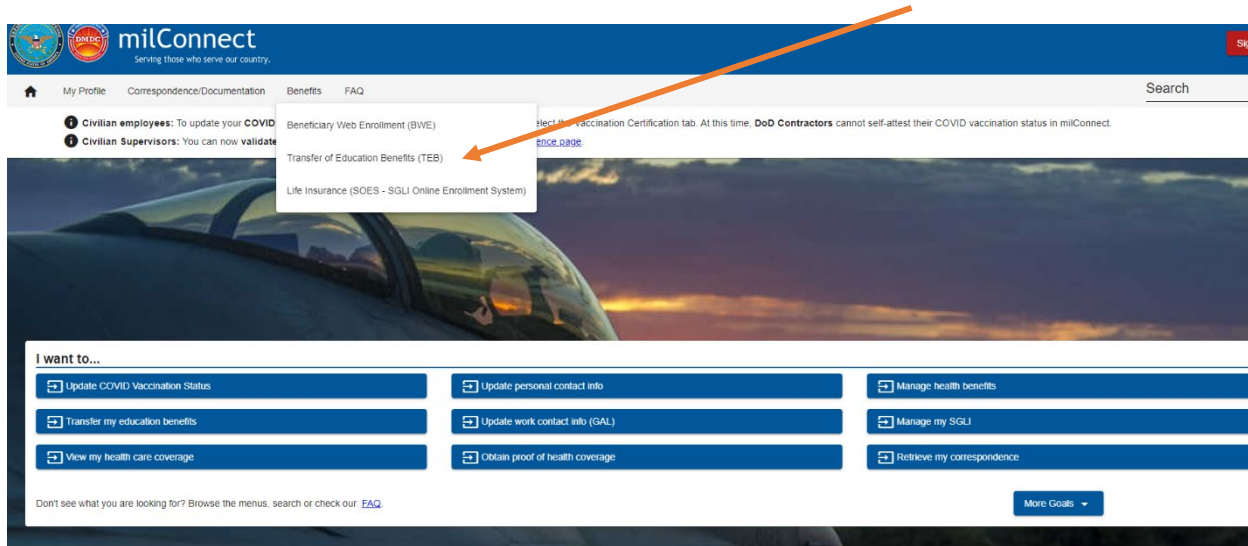


Transferring Post-9/11 GI Bill Benefits

Milconnect will show you, the sponsor, the number of months you have available to transfer when you navigate to the Transfer of Education Benefits page. You do not need to apply for a Certificate of Eligibility for Post 9/11 before transferring your education benefits. If you feel the number of months is inaccurate on your Transfer of Education Benefits page, please contact the VA at 888-442-4551.

Step 1: Initial Transfer

- a. Access Milconnect (milconnect.dmdc.osd.mil/milconnect/). Sign in using a DS Logon or CAC. Select the Benefits tab at the top of the page, and then select Transfer of Education Benefits (TEB).



- b. Designate the number of months to each dependent. Any dependent who is not allocated at least one (1) month of benefits will be ineligible for transferred benefits after the Airman retires/separates/is deceased in accordance with AFI 36-2649, Attachment 13, A13.18.7.2.3.

Note: ALWAYS LEAVE AT LEAST 1 MONTH WITH YOURSELF TO ENSURE YOU CAN CHANGE THE DESIGNATION AFTER IT'S BEEN APPROVED IF NECESSARY.

- You may transfer to children **up to** their 23rd birthday if they are identified in DEERS as a dependent. Children over 21 must be registered as a fulltime student in a degree program otherwise they are considered ineligible. Spouses can be transferred without age restriction. If the spouse is active duty, you may need to call 1-800-477-8227 for assistance to get his/her name to show up as a dependent on the TEB site.
- If your dependent is not added to DEERS, reach out to Customer Service in the Force Support Squadron at 603-430-3514.

Note: Be aware that setting a transfer end date prohibits the usage of dependents benefit entitlement after that date. Therefore, we recommend you **leave the End Date blank** as the system will provide the latest legal end date allowed. A dependent's eligibility can be extended by the VA under certain conditions allowed by law. However, if an end date is established in the TEB system, the VA cannot grant extensions beyond that date.

c. To finish your request for approval:

- Select all the boxes in the **Transferability of Education Benefits Acknowledgements** section to indicate that you have read and understand each statement.
- Click **Submit Request**. This sends your transfer request to TEB Service Representatives at your Branch of Service (NGB) for review and approval. If the submission is successful, a confirmation message appears, and your application status shows as *Submitted*.

Note: The Milconnect page will ask you to see your Retention Office Manager to sign a Statement of Understanding for the 4-year retainability. This process has changed, follow the next steps for information on your SOU.

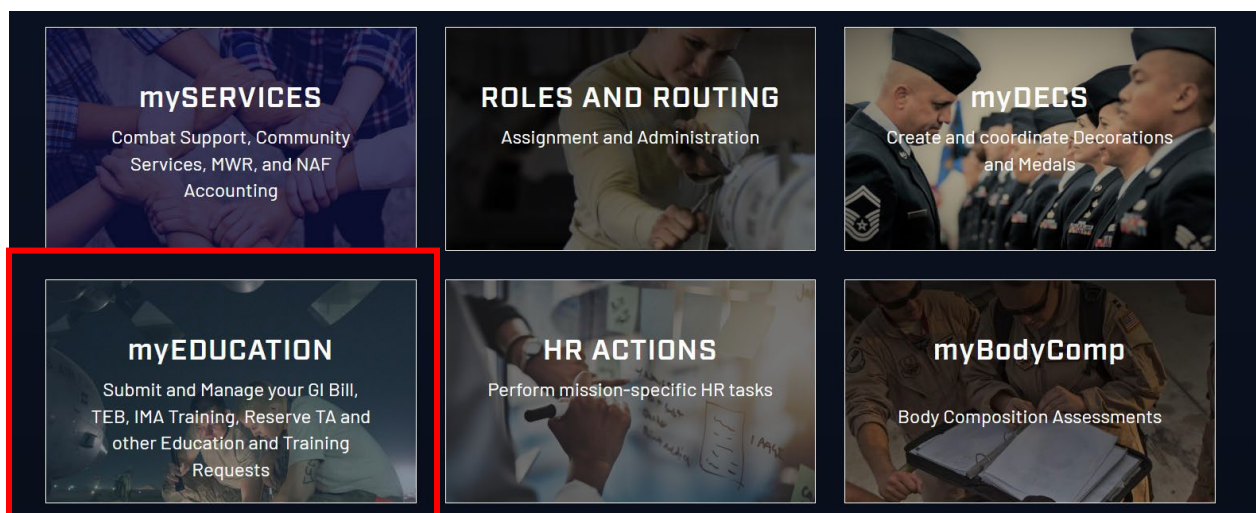
Step 2: Waiting for Approval

To track the status of your request, return to the TEB page on Milconnect regularly. FAQs while waiting:

- a. Why hasn't the status of my TEB transfer request been updated?
 - If it seems your transfer request approval is taking too long (more than 30 days), double-check your email for messages from myFSS / log into myFSS to check your messages. It might reveal that you must complete certain steps outside of TEB before your Service can approve your request.
- b. What should I do if my transfer request status in TEB is Pending Review?
 - Approval/disapproval of your transfer request can take up to 45 days. Please wait for this time to pass before reaching out to the Retention Office Manager, MSgt Nikki Healey.
- c. How will I know when my request is approved/disapproved?
 - You will get an email from myFSS if your application is approved/disapproved, or if you need to reenlist/extend before your application can be approved.

Step 3: IF you get an email from myFSS that says: Eligible- Pending Retainability (Skip to Step 4 if not):

- a. This means that you need 4 years retainability on your enlistment contract before you can sign your Statement of Understanding. Navigate to the **myEducation** tile on myFSS:



- b. Once logged in, scroll down to **My Education & Training Requests: Awaiting Member Action** to locate the record in need of member action. Then select the **Details** button to the far right of the record with an **Open | Pending Retainability | Eligible – Requires Retainability** status.

Record #	Type	Created Date	Suspense Date	Status/Outcome	
T-0000865	Transfer of Education Benefits	6/15/2022	7/15/2022	Open Eligible - Purple Heart	Details
T-0000782	Transfer of Education Benefits	6/9/2022	7/9/2022	Open Ineligible - HYT restricts ΔNCR	Details
T-0000432	IMA Correspondence Course Blackboard	5/16/2022		Awaiting Member Action	Details
T-0000428	Transfer of Education Benefits	5/11/2022		Open Eligible - Purple Heart	Details
T-0000427	Transfer of Education Benefits	5/11/2022		Open Pending SOU Eligible - Δ Yrs Retainability	Details
T-0000426	Transfer of Education Benefits	5/11/2022		Open Pending Retainability Eligible - Requires Retainability	Details
T-0000425	Transfer of Education Benefits	5/11/2022		Open Eligible - Purple Heart	Details

- c. Select the **Action** button. Once the page opens up with the details of your request, print it off and scroll down to **Acknowledge** the message. Then select **Next** to complete the acknowledgment.

Transfer of Education Benefits Application

Requires Retainability

Your records indicate you do not have four years retainability.

To be eligible for the Transfer of Education Benefits program you must have four years retainability from your milConnect application date: May 10, 2022.

Please print and take this notice to your servicing Military Personnel Section to secure the required retainability. [Click here for a printer-friendly version of this document.](#)

Your new Transfer of Education Benefits Active Duty Service Commitment will be: May 9, 2026.

NOTE: If you feel this information is incorrect, please contact your Military Personnel Section to update your record in MILPDS.

[If application requirements are not completed by July 15, 2022 your request will be closed and you MUST reapply.](#)

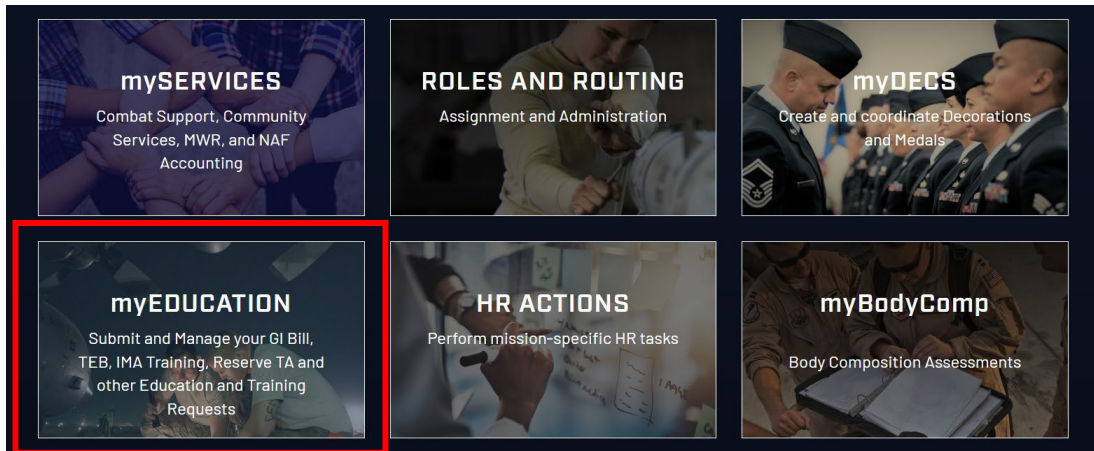
Check to Acknowledge

- d. **Schedule an appointment** with Kelly Beddie in the Force Support Squadron to reenlist/extend as outlined on myFSS. It can take a couple of weeks for the reenlistment/extension to update in all systems. Once it is fully updated, you'll get a second email from myFSS asking you to sign your SOU that says Eligible- 4 Years Retainability.

Step 4: IF you get an email from myFSS that says: Eligible- 4 Years Retainability:

If you have the retainability (4 years on your contract from the date you submitted your TEB request), then you should be able to log in to myFSS to sign your Statement of Understanding.

- a. Navigate to the **myEducation** tile on myFSS:



- b. Once logged in, scroll down to **My Education & Training Requests: Awaiting Member Action** to locate the record in need of member action. Then select the **Details** button to the far right of the record with an **Open | Pending SOU | Eligible – 4 Years Retainability** status.

My Education & Training Requests: Awaiting Member Action

Record #	Type	Created Date	Suspense Date	Status/Outcome	
T-0000865	Transfer of Education Benefits	6/15/2022	7/15/2022	Open Pending SOU Eligible - 4 Yrs Retainability	Details
T-0000782	Transfer of Education Benefits	6/9/2022	7/9/2022	Open Ineligible - HYT restricts ANSC	Details
T-0000432	IMA Correspondence Course Blackboard	5/16/2022		Awaiting Member Action	Details
T-0000428	Transfer of Education Benefits	5/11/2022		Open Eligible - Purple Heart	Details
T-0000427	Transfer of Education Benefits	5/11/2022		Open Pending SOU Eligible - 4 Yrs Retainability	Details
T-0000426	Transfer of Education Benefits	5/11/2022		Open Pending Retainability Eligible - Requires Retainability	Details

- c. Select the **Action** button. Do not close or refresh the window until receiving a notice that the SOU has been generated. Then select **Click here to view TEB Statement of Understanding** to preview the SOU.

Transfer of Education Benefits Application

Eligible

You are eligible to transfer your Post-9/11 GI Bill benefits.

Your new Transfer of Education Benefits (TEB) Selected Reserve Service Commitment will be: May 9, 2026.

[Click here to preview your TEB Statement of Understanding.](#)

Please check "Check to Acknowledge" and then click [Next] to complete the required TEB Statement of Understanding.

Check to Acknowledge and Complete SOU

[Next](#)

[Cancel](#)

- d. A “View File” window will appear with the Statement of Understanding. Select **Click to View File** to open the SOU.

The screenshot shows the top navigation bar of the myFSS website, including the U.S. Air Force and U.S. Space Force logos, a search bar for Knowledge Articles, and a user profile icon. Below the navigation bar, there are three main sections: 'MY FORCE SUPPORT SQUADRON [myFSS]' with a brief description, 'QUICK LINKS' with a grid of links (Questions, IG, Suicide Prevention, RSS, AF Sites, SAPR, FOIA, Accessibility, USA.gov, EEO, No FEAR Act), and 'CONNECT' with social media icons. A central area contains a red PDF icon and a button labeled 'Click to View File', which is highlighted with a red rectangular box.

- e. Navigate back to the “Training Detail” window and select the **Check to Acknowledge and Complete SOU** box. Select **Next** to complete the required TEB Statement of Understanding.

The screenshot shows a 'Training Detail' window with a close button (X). The main content area is titled 'Transfer of Education Benefits Application' and includes the following text: 'Eligible', 'You are eligible to transfer your Post-9/11 GI Bill benefits.', 'Your new Transfer of Education Benefits (TEB) Selected Reserve Service Commitment will be: May 9, 2026.', and 'Click here to preview your TEB Statement of Understanding.'. Below this, there is a red-bordered box containing a checkbox and the text 'Check to Acknowledge and Complete SOU'. At the bottom right of the window, a blue 'Next' button is also highlighted with a red box. A 'Cancel' button is visible at the bottom center.

- f. The page will navigate to a window that says, “Your SOU is being digitally signed. Do not close or refresh this window.” Then it will open a new window telling you your SOU has been generated and submitted. Select **Finish** to return to the Education & Training Request.

Step 5: After all steps are completed:

- a. If you fail to complete your commitment, you may be subject to recoupment.
- b. Have your family members apply to use their transferred benefits by submitting VA Form 22-1990E to the U.S. Department of Veterans Affairs (VA); or by enrolling online on the VA website. Once the VA matches your family members application to your approved transfer request, the VA will send a certificate of eligibility.

- c. Have your family member provide their certificate of eligibility to the school. Your family members may not receive their certificates of eligibility from the VA before they enroll in school. If so, they must ask the veterans' certifying official at the school to submit to the VA an enrollment certification for the academic term.
- d. The VA sends tuition funds directly to the school.
- e. **Stipends:**
 - Children are eligible for a monthly living stipend and/or a books and supplies stipend while you are serving on Active Duty.
 - While you are on Active Duty, your spouse is eligible for the books and supplies stipend, but not the monthly living stipend. That's because both you and your spouse are already receiving the Basic Allowance for Housing (BAH).
 - If you are not currently serving on Active Duty, then both your spouse and children are eligible for the monthly living stipend and/or the books and supplies stipend

Email MSgt Chad N. Jackson at chad.jackson@us.af.mil with any questions